

Chapter 8 Multidimensional Arrays



Motivations

Thus far, you have used one-dimensional arrays to model linear collections of elements. You can use a two-dimensional array to represent a matrix or a table. For example, the following table that describes the distances between the cities can be represented using a two-dimensional array.

Distance Table (in miles)

	Chicago	Boston	New York	Atlanta	Miami	Dallas	Houston
Chicago	0	983	787	714	1375	967	1087
Boston	983	0	214	1102	1763	1723	1842
New York	787	214	0	888	1549	1548	1627
Atlanta	714	1102	888	0	661	781	810
Miami	1375	1763	1549	661	0	1426	1187
Dallas	967	1723	1548	781	1426	0	239
Houston	1087	1842	1627	810	1187	239	0



Motivations

```
double[][] distances = {  
    {0, 983, 787, 714, 1375, 967, 1087},  
    {983, 0, 214, 1102, 1763, 1723, 1842},  
    {787, 214, 0, 888, 1549, 1548, 1627},  
    {714, 1102, 888, 0, 661, 781, 810},  
    {1375, 1763, 1549, 661, 0, 1426, 1187},  
    {967, 1723, 1548, 781, 1426, 0, 239},  
    {1087, 1842, 1627, 810, 1187, 239, 0},  
};
```



Declare/Create Two-dimensional Arrays

```
// Declare array ref var  
dataType[][] refVar;
```

```
// Create array and assign its reference to variable  
refVar = new dataType[10][10];
```

```
// Combine declaration and creation in one statement  
dataType[][] refVar = new dataType[10][10];
```

```
// Alternative syntax  
dataType refVar[][] = new dataType[10][10];
```



Declaring Variables of Two-dimensional Arrays and Creating Two-dimensional Arrays

```
int[][] matrix = new int[10][10];
```

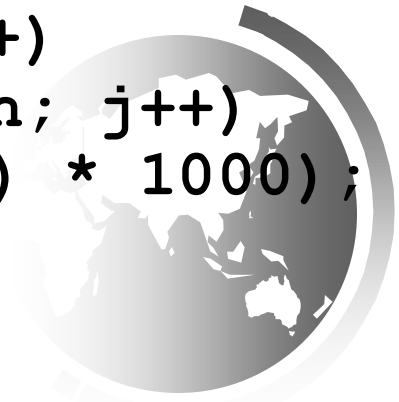
OR

```
int matrix[][] = new int[10][10];
```

```
matrix[0][0] = 3;
```

```
for (int i = 0; i < matrix.length; i++)  
    for (int j = 0; j < matrix[i].length; j++)  
        matrix[i][j] = (int) (Math.random() * 1000);
```

```
double[][] x;
```



Two-dimensional Array Illustration

	[0]	[1]	[2]	[3]	[4]
[0]	0	0	0	0	0
[1]	0	0	0	0	0
[2]	0	0	0	0	0
[3]	0	0	0	0	0
[4]	0	0	0	0	0

```
matrix = new int[5][5];
```

(a)

matrix.length? 5

matrix[0].length? 5

	[0]	[1]	[2]	[3]	[4]
[0]	0	0	0	0	0
[1]	0	0	0	0	0
[2]	0	7	0	0	0
[3]	0	0	0	0	0
[4]	0	0	0	0	0

```
matrix[2][1] = 7;
```

(b)

	[0]	[1]	[2]
[0]	1	2	3
[1]	4	5	6
[2]	7	8	9
[3]	10	11	12

```
int[][] array = {  
    {1, 2, 3},  
    {4, 5, 6},  
    {7, 8, 9},  
    {10, 11, 12}  
};
```

(c)

array.length? 4

array[0].length? 3

Declaring, Creating, and Initializing Using Shorthand Notations

You can also use an array initializer to declare, create and initialize a two-dimensional array. For example,

```
int[][] array = {  
    {1, 2, 3},  
    {4, 5, 6},  
    {7, 8, 9},  
    {10, 11, 12}  
};
```

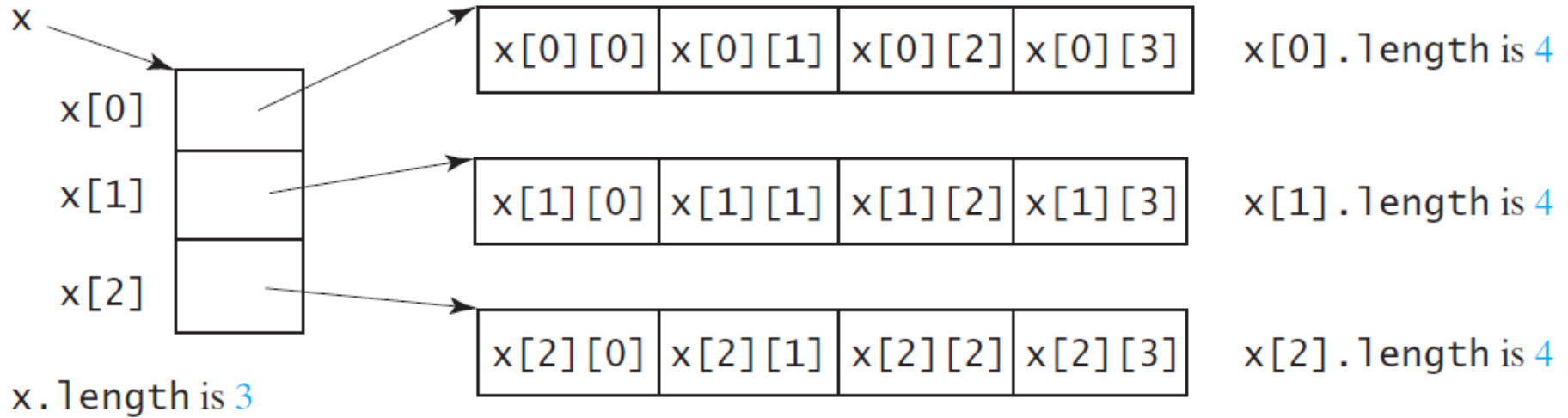
Same as

```
int[][] array = new int[4][3];  
array[0][0] = 1; array[0][1] = 2; array[0][2] = 3;  
array[1][0] = 4; array[1][1] = 5; array[1][2] = 6;  
array[2][0] = 7; array[2][1] = 8; array[2][2] = 9;  
array[3][0] = 10; array[3][1] = 11; array[3][2] = 12;
```



Lengths of Two-dimensional Arrays

```
int[][] x = new int[3][4];
```



Lengths of Two-dimensional Arrays, cont.

```
int[][] array = {  
    {1, 2, 3},  
    {4, 5, 6},  
    {7, 8, 9},  
    {10, 11, 12}  
};
```

array.length

array[0].length

array[1].length

array[2].length

array[3].length

array[4].length

ArrayIndexOutOfBoundsException



Ragged Arrays

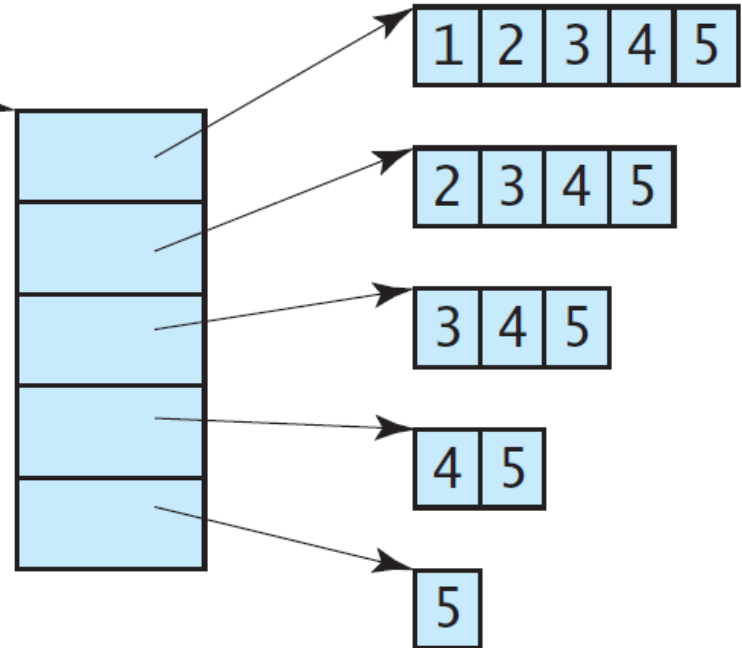
Each row in a two-dimensional array is itself an array. So, the rows can have different lengths. Such an array is known as *a ragged array*. For example,

```
int[][] matrix = {  
0 {1, 2, 3, 4, 5},  
1 {2, 3, 4, 5},  
2 {3, 4, 5},  
3 {4, 5},  
4 {5}  
};
```

```
matrix.length is 5  
matrix[0].length is 5  
matrix[1].length is 4  
matrix[2].length is 3  
matrix[3].length is 2  
matrix[4].length is 1
```

Ragged Arrays, cont.

```
int[][] triangleArray = {  
    {1, 2, 3, 4, 5},  
    {2, 3, 4, 5},  
    {3, 4, 5},  
    {4, 5},  
    {5}  
};
```



Processing Two-Dimensional Arrays

See the examples in the text.

1. (Initializing arrays with input values)
2. (Printing arrays)
3. (Summing all elements)
4. (Summing all elements by column)
5. (Which row has the largest sum)
6. (Finding the smallest index of the largest element)
7. (*Random shuffling*)



Initializing arrays with input values

```
java.util.Scanner input = new Scanner(System.in);
System.out.println("Enter " + matrix.length + " rows and " +
    matrix[0].length + " columns: ");
for (int row = 0; row < matrix.length; row++) {
    for (int column = 0; column < matrix[row].length; column++) {
        matrix[row][column] = input.nextInt();
    }
}
```



Initializing arrays with random values

```
for (int row = 0; row < matrix.length; row++) {  
    for (int column = 0; column < matrix[row].length; column++) {  
        matrix[row][column] = (int)(Math.random() * 100);  
    }  
}
```



Printing arrays

```
for (int row = 0; row < matrix.length; row++) {  
    for (int column = 0; column < matrix[row].length; column++) {  
        System.out.print(matrix[row][column] + " ");  
    }  
  
    System.out.println();  
}
```



Summing all elements

```
int total = 0;
for (int row = 0; row < matrix.length; row++) {
    for (int column = 0; column < matrix[row].length; column++) {
        total += matrix[row][column];
    }
}
```



Summing elements by column

```
for (int column = 0; column < matrix[0].length; column++) {  
    int total = 0;  
    for (int row = 0; row < matrix.length; row++)  
        total += matrix[row][column];  
    System.out.println("Sum for column " + column + " is "  
        + total);  
}
```



Passing Two-Dimensional Arrays to Methods



PassTwoDimensionalArray

Run

Multidimensional Arrays

Occasionally, you will need to represent n-dimensional data structures. In Java, you can create n-dimensional arrays for any integer n.

The way to declare two-dimensional array variables and create two-dimensional arrays can be generalized to declare n-dimensional array variables and create n-dimensional arrays for $n \geq 3$.



Multidimensional Arrays

```
double[][][] scores = {  
    {{7.5, 20.5}, {9.0, 22.5}, {15, 33.5}, {13, 21.5}, {15, 2.5}},  
    {{4.5, 21.5}, {9.0, 22.5}, {15, 34.5}, {12, 20.5}, {14, 9.5}},  
    {{6.5, 30.5}, {9.4, 10.5}, {11, 33.5}, {11, 23.5}, {10, 2.5}},  
    {{6.5, 23.5}, {9.4, 32.5}, {13, 34.5}, {11, 20.5}, {16, 7.5}},  
    {{8.5, 26.5}, {9.4, 52.5}, {13, 36.5}, {13, 24.5}, {16, 2.5}},  
    {{9.5, 20.5}, {9.4, 42.5}, {13, 31.5}, {12, 20.5}, {16, 6.5}}};
```

Which student

Which exam

Multiple-choice or essay

